LINNET & LAUERSEN A/S
SERVICE DEPARTMENT
COPENHAGEN

SERVICE-VEJLEDNING

PICCOLET CLOCK BOX 651

SPECIFIKATIONER:

BATTERISPÆNDING:
9 Volt (6×1,5 V)

NETDEL 653 LN:
220 Volt AC

9 TRANSISTORER:
AF 102, AF 114,3 x
AF 114, AC 126,
AC 125,2×AC 128

7 DIODER :
BA 102,2×OA 90,2
×AA 119,2×AA 112

BØLGEOMRÅDE:
FM 86,5 – 104,5 MHz

MELLEMFREKVENS:
10,7 MHz

OUTPUT:
1,5 Watt

VÆGT:
3 Kg.

TILSLUTNINGER:

SKALALYS:
10 V 0,1 A (LL)



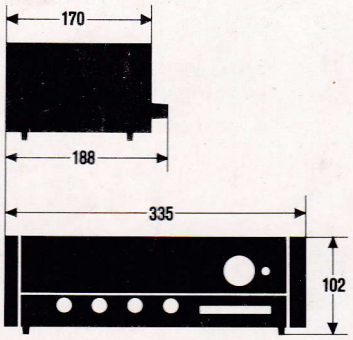

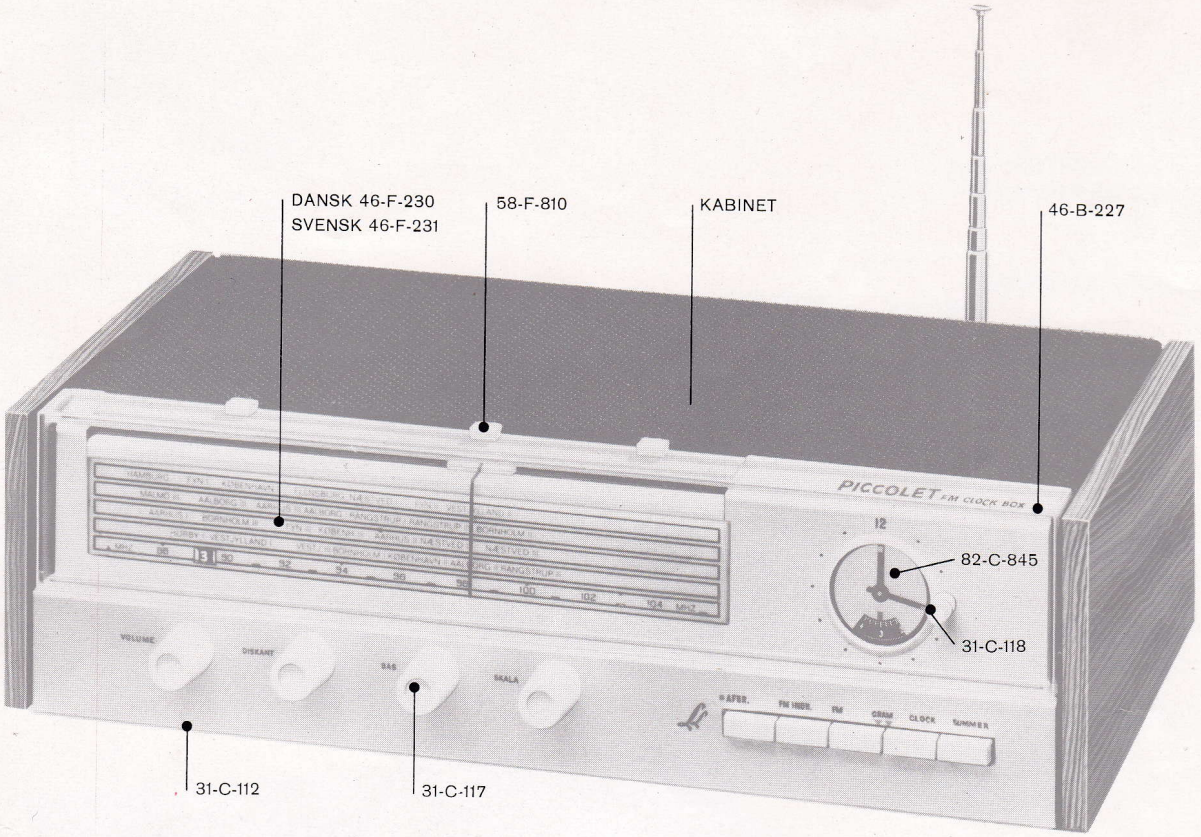
DANSK 46-F-230
SVENSK 46-F-231
58-F-810
KABINET
46-B-227
PICCOLET F.M. CLOCK BOX
82-C-845
31-C-118
31-C-112
31-C-117

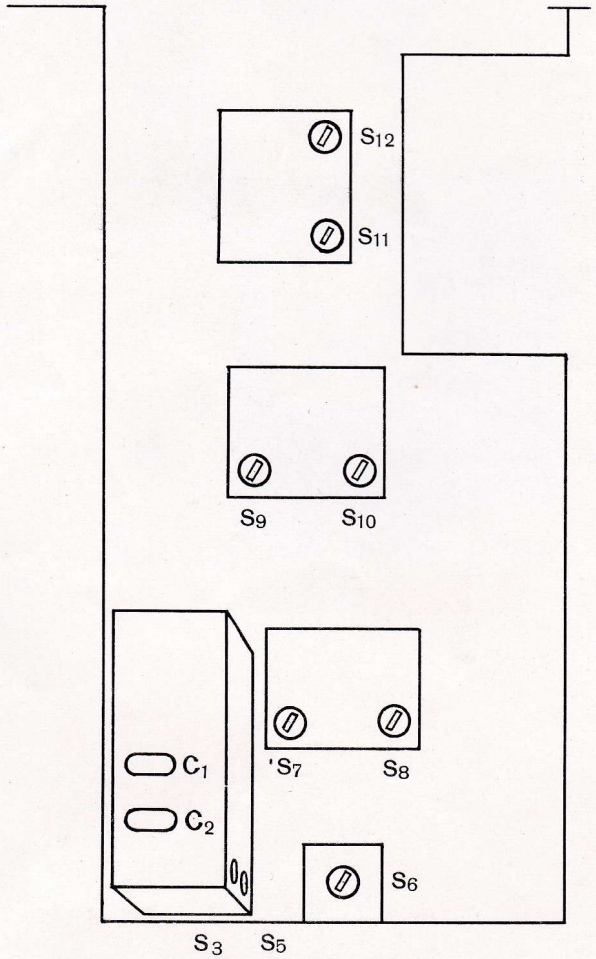
S12
S11
S9
S10
C1
C2
S7
S8
S6
S3
S5

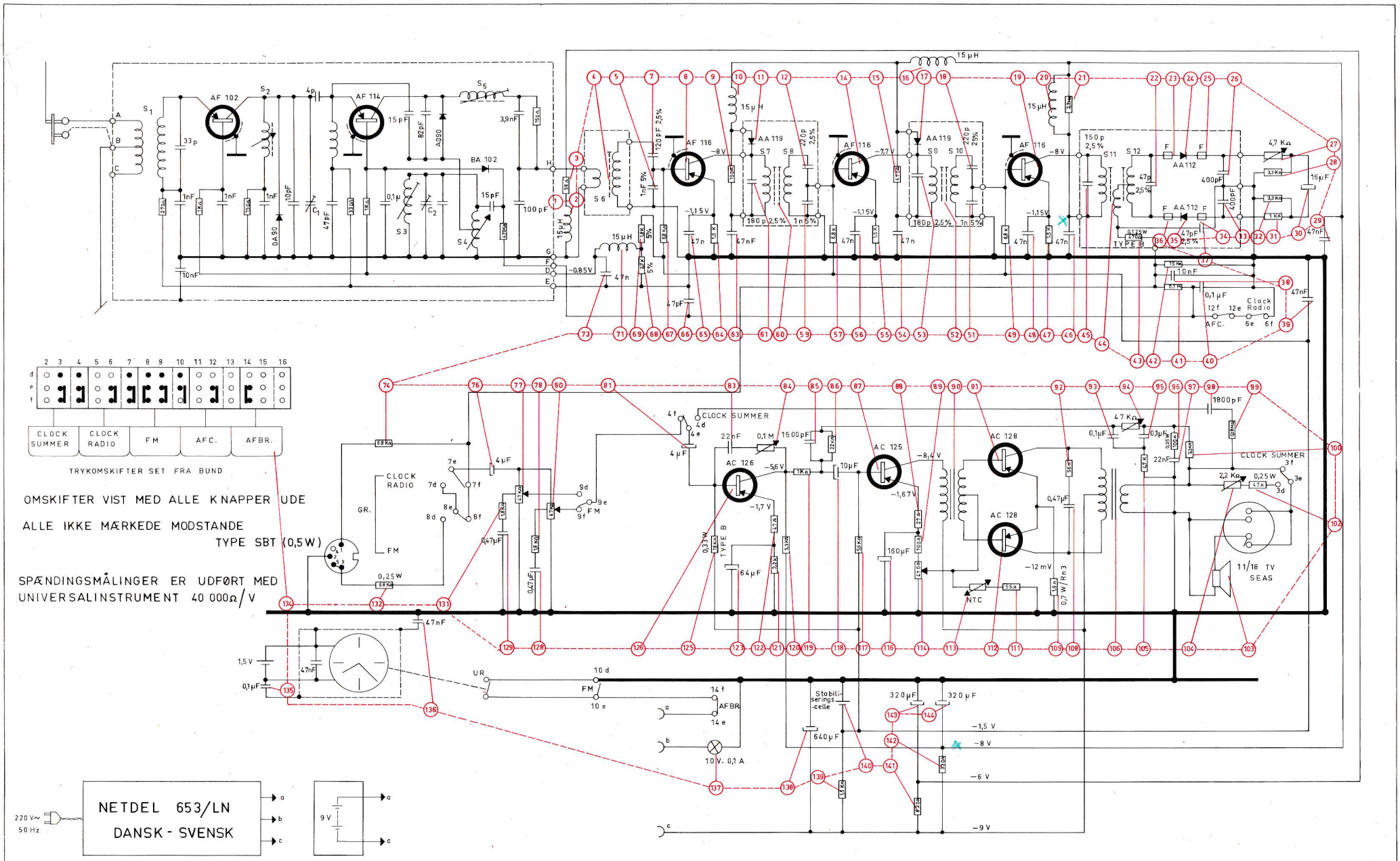

PICCOLET 651 CLOCK BOX-FM

DIAGRAMNR. 80-A-178
UDG. I 2-3-64. L.D.
UDG. II 13-4-64. L.D.
UDG. III 15-4-64. L.D.
UDG. IV 5-10-64. L.D.

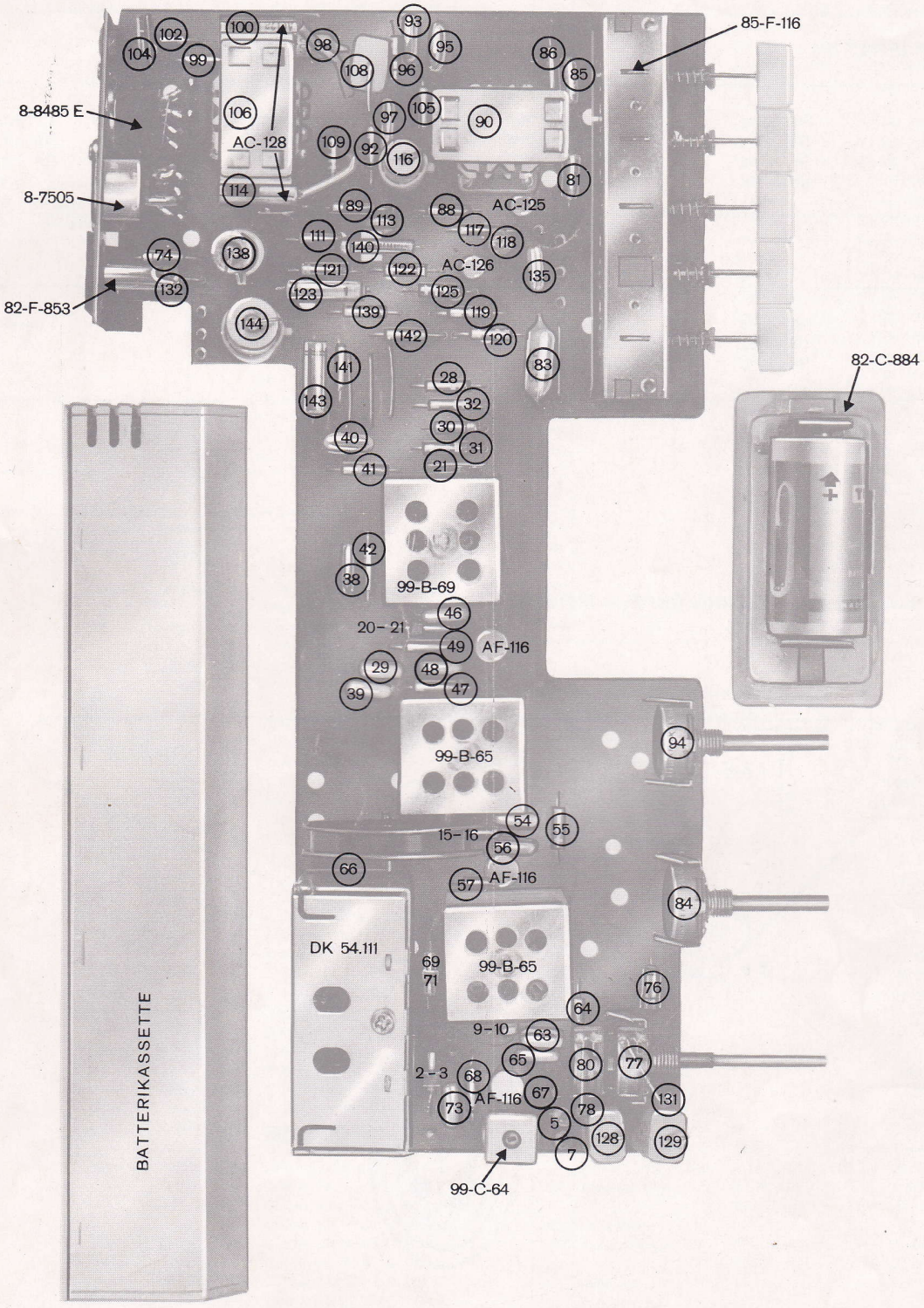
85-F-116
8-8485 E
8-7505
82-F-853
AC-128
AC-125
AC-126
82-C-884
99-B-69
20-21
AF-116
99-B-65
15-16
AF-116
DK 54.111
99-B-65
9-10
2-3
AF-116
99-C-64
BATTERIKASSETTE

FØLSOMHEDSMÅLING – CIRCUIT ALGNMENT – ABGLEICHVORSCHRIFT

Område Waweleith Berich	Indstilling Tunning to Drehko stellung	Indput	Juster Adjust Abgleich	Følsomhed Sensivitet Empfindlich 25 mV i punkt D
FM–ZF, MF, IF 10,7 Mc				
FM FM FM FM	94 MHz 94 MHz 94 MHz 94 MHz	Basis 3. MF. tr. Basis 2. MF. tr. Basis 1. MF. tr. Antenne indg.	S 11–12 S 9–10 S 7– 8 S 5– 6	3 mV 300 uV 30 uV
FM–HF				
FM FM FM	88 MHz 100 MHz 94 MHz	Antenne indg. Antenne indg. Antenne indg.	S 3 C 2 C 1	1,5 uV

SKALATRÆK – TUNING DRIVE – ANTREIB

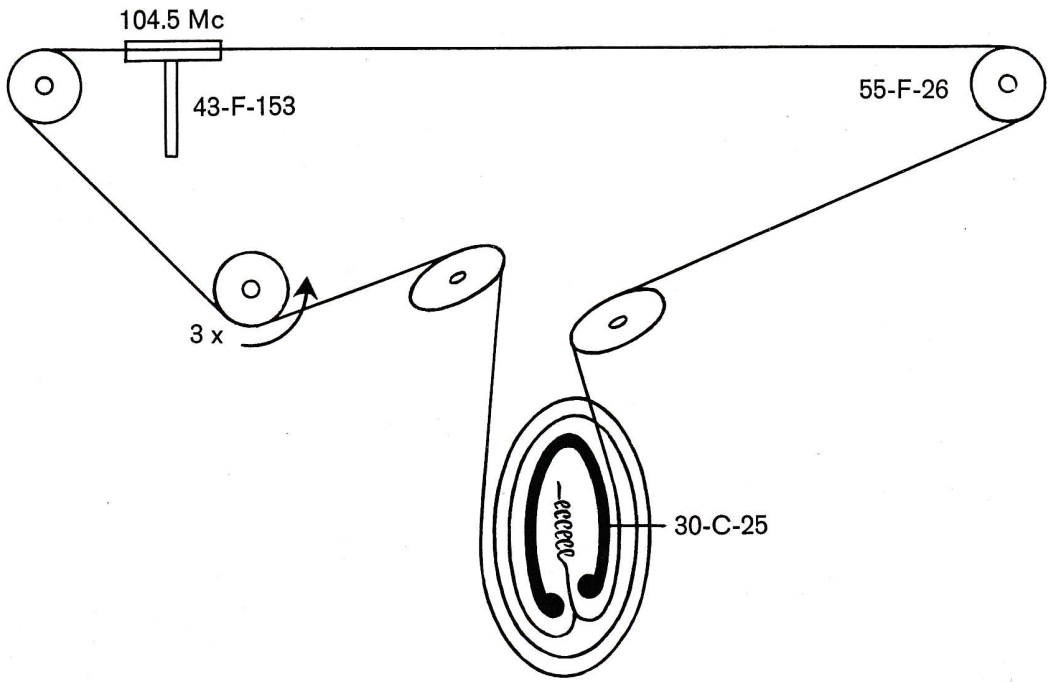

ELEKTROLYTTER
ELECTROLYTIC CAPACITORS
ELEKTROLYT KONDENSATOREN

30	.....	16 µF	+50% ÷10%	10 V	C 426 AM/D 16 ... Philips
76	.....	4 µF	+50% ÷10%	40 V	C 426 AR/G 4 .... Philips
81	.....	4 µF	+50% ÷10%	40 V	C 426 AR/G 4 .... Philips
116	.....	160 µF	+50% ÷10%	10 V	C 426 CE/D 160 ... Philips
118	.....	10 µF	+50% ÷10%	16 V	C 426 AM/E 10 ... Philips
123	.....	64 µF	+50% ÷10%	10 V	C 426 AM/D 64 ... Philips
138	.....	640 µF	+50% ÷10%	16 V	C 437 CB/E 640 ... Philips
143	.....	320 µF	+50% ÷10%	6,4 V	C 426 AR/C 320 ... Philips
144	.....	320 µF	+50% ÷10%	10 V	C 426 CE/D 320 ... Philips

TRANSISTORER – DIODER
TRANSISTORS – DIODES
TRANSISTOREN – DIODEN

8	.....		AF 116 ..... Philips
11	.....		AA 119 ..... Philips
14	.....		AF 116 ..... Philips
17	.....		AA 119 ..... Philips
19	.....		AF 116 ..... Philips
24	.....		AA 112 P ..... A.E.G.
35	.....		AA 112 P ..... A.E.G.
87	.....		AC 125 ..... Philips
91	.....		AC 128 P ..... Philips
112	.....		AC 128 P ..... Philips
126	.....		AC 126 ..... Philips

KONDENSATORER CAPACITORS KONDENSATOREN

5		1 nF	±5%	125 V	1000/5/125 B ..... N.S.F. DIN 41 387
7		120 pF	±2,5%	125 V	120/2,5/125 B ..... N.S.F. DIN 41 387
12		220 pF	±2,5%	125 V	220/2,5/125 AM .. N.S.F. DIN 41 387
18		220 pF	±2,5%	125 V	220/2,5/125 AM ... N.S.F. DIN 41 387
22		47 pF	±2,5%	125 V	47/2,5/125 AM .... N.S.F. DIN 41 387
26		400 pF	±10%	125 V	400/10/125 AM ... N.S.F. DIN 41 387
29		47 nF	±20%	30 V	C 280 AA/P 47 K Philips
33		400 pF	±10%	125 V	400/10/125 AM ... N.S.F. DIN 41 387
37		47 pF	±2,5%	125 V	47/2,5/125 AM .... N.S.F. DIN 41 387
38		10 nF	±20%	30 V	C 280 AA/P 10 K Philips
39		47 nF	±20%	30 V	C 280 AA/P 47 K Philips
40		0,1 µF	±20%	30 V	C 280 AA/P 100 K Philips
45		150 pF	±2,5%	125 V	150/2,5/125 AM ... N.S.F. DIN 41 387
46		47 nF	±20%	30 V	C 280 AA/P 47 K Philips
48		47 nF	±20%	30 V	C 280 AA/P 47 K Philips
51		1 nF	±5%	125 V	1000/5/125 AM ... N.S.F. DIN 41 387
53		180 pF	±2,5%	125 V	180/2,5/125 AM ... N.S.F. DIN 41 387
54		47 nF	±20%	30 V	C 280 AA/P 47 K Philips
56		47 nF	±20%	30 V	C 280 AA/P 47 K Philips
59		1 nF	±5%	125 V	1000/5/125 AM ... N.S.F. DIN 41 387
61		180 pF	±2,5%	125 V	180/2,5/125 AM ... N.S.F. DIN 41 387
63		47 nF	±20%	30 V	C 280 AA/P 47 K Philips
65		47 nF	±20%	30 V	C 280 AA/P 47 K Philips
66		47 pF	±10%	500 V	C 304 GB/A 47 E Philips
73		47 nF	±20%	30 V	C 280 AA/P 47 K Philips
83		22 nF	±10%	125 V	C 296 AA/A 22 K Philips
85		1,5 nF	±10%	125 V	1500/10/125 AM .. N.S.F. DIN 41 387
93		0,1 µF	±20%	30 V	C 280 AA/P 100 K Philips
95		0,1 µF	±20%	30 V	C 280 AA/P 100 K Philips
97		22 nF	±20%	30 V	C 280 AA/P 22 K Philips
98		1,8 nF	±10%	400 V	C 296 AC/A 1 K 8 Philips
108		0,47 µF	±10%	160 V	C 281 AB/A 470 K Philips
128		0,47 µF	±20%	160 V	C 281 AB/A 470 K Philips
129		0,47 µF	±10%	160 V	C 281 AB/A 470 K Philips
135		0,1 µF	±20%	30 V	C 280 AA/P 100 K Philips
136		47 nF	±10%	125 V	C 296 AA/A 47 K Philips

MODSTANDE
RESISTORS
WIEDERSTÄNDE

3	.....	56 Ω	±10%	0,5 W	SBT ..... Vitrohm
9	.....	150 Ω	±10%	0,5 W	SBT ..... Vitrohm
15	.....	470 Ω	±10%	0,5 W	SBT ..... Vitrohm
21	.....	2,2 MΩ	±10%	0,5 W	SBT ..... Vitrohm
28	.....	3,3 kΩ	±10%	0,5 W	SBT ..... Vitrohm
31	.....	1 kΩ	±10%	0,5 W	SBT ..... Vitrohm
32	.....	3,3 kΩ	±10%	0,5 W	SBT ..... Vitrohm
41	.....	0,1 MΩ	±10%	0,5 W	SBT ..... Vitrohm
42	.....	15 kΩ	±10%	0,5 W	SBT ..... Vitrohm
43	.....	470 Ω	±5%	0,125 W	Type B ..... Beyschlag
47	.....	1,5 kΩ	±10%	0,5 W	SBT ..... Vitrohm
49	.....	6,8 kΩ	±10%	0,5 W	SBT ..... Vitrohm
55	.....	1,5 kΩ	±10%	0,5 W	SBT ..... Vitrohm
57	.....	6,8 kΩ	±10%	0,5 W	SBT ..... Vitrohm
64	.....	1,5 kΩ	±10%	0,5 W	SBT ..... Vitrohm
67	.....	6,8 kΩ	±10%	0,5 W	SBT ..... Vitrohm
68	.....	2,7 kΩ	±5%	0,5 W	SBT ..... Vitrohm
69	.....	1,8 kΩ	±5%	0,5 W	SBT ..... Vitrohm
74	.....	68 kΩ	±10%	0,5 W	SBT ..... Vitrohm
78	.....	1,8 kΩ	±10%	0,5 W	SBT ..... Vitrohm
86	.....	22 kΩ	±10%	0,5 W	SBT ..... Vitrohm
88	.....	27 Ω	±10%	0,5 W	SBT ..... Vitrohm
89	.....	100 Ω	±10%	0,5 W	SBT ..... Vitrohm
92	.....	56 Ω	±10%	0,5 W	SBT ..... Vitrohm
96	.....	100 Ω	±10%	0,25 W	RBT ..... Vitrohm
99	.....	0,18 MΩ	±10%	0,5 W	SBT ..... Vitrohm
100	.....	3,3 kΩ	±10%	0,5 W	SBT ..... Vitrohm
102	.....	47 Ω	±10%	0,25 W	RBT ..... Vitrohm
105	.....	4,7 kΩ	±10%	0,5 W	SBT ..... Vitrohm
109	.....	1,5 Ω	±10%	0,7 W	Rn 3 ..... Resista
111	.....	56 Ω	±10%	0,5 W	SBT ..... Vitrohm
113	.....	NTC	±10%		B 8 320 01 A 130 E Philips
117	.....	5,6 kΩ	±10%	0,5 W	SBT ..... Vitrohm
119	.....	1 kΩ	±10%	0,5 W	SBT ..... Vitrohm
120	.....	3,3 kΩ	±10%	0,5 W	SBT ..... Vitrohm
121	.....	2,2 kΩ	±10%	0,5 W	SBT ..... Vitrohm
122	.....	47 Ω	±10%	0,5 W	SBT ..... Vitrohm
125	.....	18 kΩ	±10%	0,33 W	Beyschlag
131	.....	1,8 kΩ	±10%	0,5 W	SBT ..... Vitrohm
132	.....	68 kΩ	±10%	0,25 W	RBT ..... Vitrohm
139	.....	1,5 kΩ	±10%	0,5 W	SBT ..... Vitrohm
141	.....	820 Ω	±10%	0,5 W	SBT ..... Vitrohm
142	.....	330 Ω	±10%	0,5 W	SBT ..... Vitrohm

SPECIAL KOMPONENTER
SPECIAL COMPONENTS

1	FM-Tuner			DK 54.111 ..... Philips
2	HF-Drosselspole			100-F-239 LL
4	Samlet 1. FM-MF			99-C-64 LL
10	HF-Drosselspole			100-F-240 LL
16	HF-Drosselspole			100-F-241 LL
20	HF-Drosselspole			100-F-157 LL
23	Ferritrør			56.590.65x3 B ... Philips
25	Ferritrør			56.590.65x3 B ... Philips
27	Trimmepotentiometer	4,7 k Ω KV I		P 5 ..... Vitrohm
34	Ferritrør			56.590.65x3 B .... Philips
36	Ferritrør			56.590.65x3 B .... Philips
44	Samlet FM-Detektor			99-B-69 LL
52	Samlet 2. og 3. FM-MF			99-B-65 LL
60	Samlet 2. og 3. FM-MF			99-B-65 LL
71	HF-Drosselspole			100-F-242 LL
77	Dobbelt Potentiometer med udtag v. 4,9 k Ω	47 k Ω KV II		P 468 for print .... Vitrohm 82-F-843
80	Dobbelt Potentiometer med udtag v. 4,9	47 k Ω KV II		P 468 for print ... Vitrohm 82-F-843
84	Potentiometer	0,1 M Ω KV II		P 454 for print .... Vitrohm 82-F-841
90	Drivertrafo			(30 A 595) ... Scanelectric
94	Potentiometer	47 k Ω KV II		P 454 for print .... Vitrohm 82-F-842
103	Højttaler basresonans	100 Hz		11x18 TV m. plug-in x 120 Hroswitha
104	Trimmepotentiometer	2,2 k Ω KV IV		P 6 special ..... Vitrohm
106	Udgangstrafo med kølefinner			(30 A 1436) ... Scanelectric
114	Trimmepotentiometer	470 Ω Kv I		P 7 ..... Vitrohm lev. i venstre yderstilling
134	Trykknapomskifter			85-F-116 ..... R. Seuffer
137	Skalalampe uden sokkel	0,1 A	10 V	fortinnede loddeender Heid & Co.
140	Stabilisationszellen			Stabilyt 12 ..... Neumann